



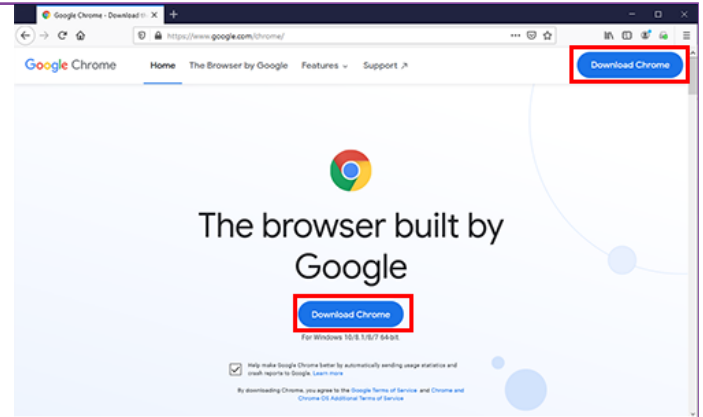
Use Google Chrome to Translate the High School & Beyond Plan (HSBP)

The High School & Beyond Plan (HSBP) in My School Data can be translated into more than 100 different languages using the Google Chrome internet browser.

Step 1

Download Chrome for Free

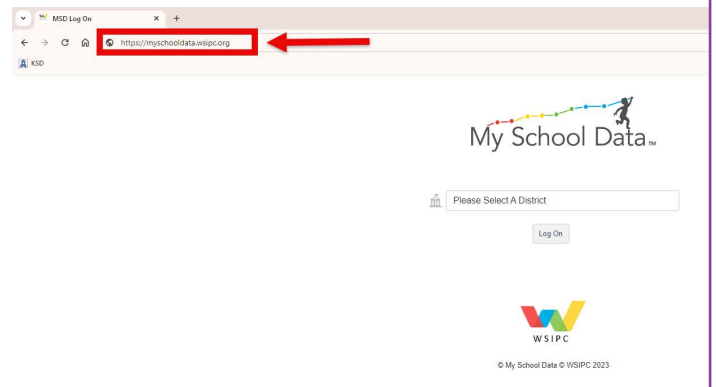
If you don't have it already, **download Google Chrome for free** and follow the steps to install it on your device. Please skip this step if you already have Google Chrome.



Step 2

Open Chrome & Visit My School Data

Open Chrome and type "https://myschooldata.wsipc.org" in the URL bar and push enter on the keyboard to access the My School Data login page.

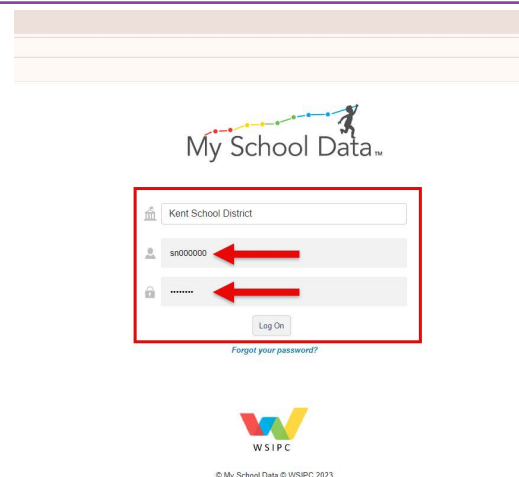


Step 3

Log in to My School Data

Enter the same login ID (user name) and password that you use for Skyward and then click "Log On."

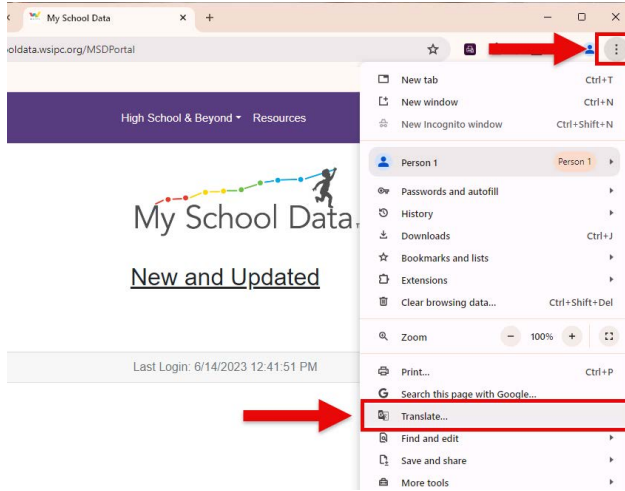
If you have forgotten either your user name or password, change your Skyward password and wait 24-hours for it to update in My School Data. On the Skyward webpage, click on "Forgot Login/Password." Enter your email address or user name and click "Submit." You will receive an email with instructions on how to reset your password to the email address on file.



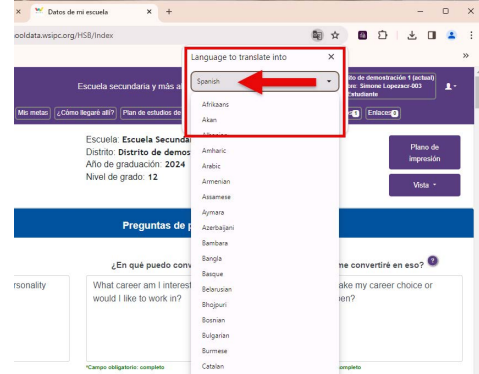
Step 4

Select Your Preferred Language

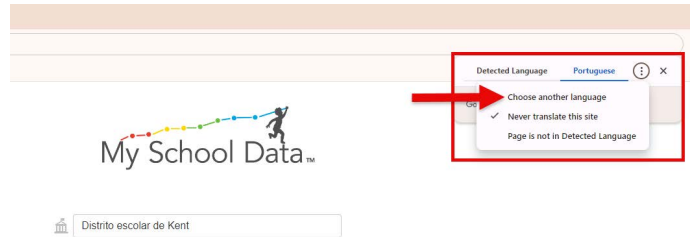
The first time you use the translate feature in Google Chrome, you will need to select your preferred language from a list of options. Click the three vertical dots at the top right corner of your web browser and select "Translate".



Confirm your preferred language from the list of languages that appears and then click "Translate". The page will be translated into the language chosen.



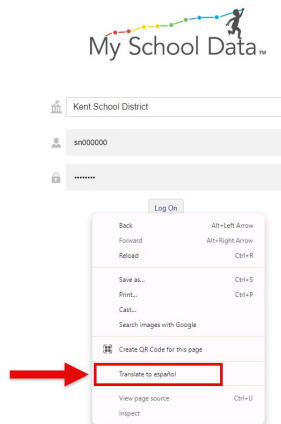
You can change the language at any time by selecting the three vertical dots in the translation window.



Step 5

Right Click to Translate Each Page You Visit

When you navigate to a new page within Google Chrome, you will have to repeat this process again. After setting your language the first time in step 4, you should see the option to "Translate to (Language)" when you right-click.



You can change the language anytime by following repeating step 4 and choosing a different language.

For more information on other translation options, please visit:

www.kent.k12.wa.us/Translation



KENT SCHOOL DISTRICT
EQUITY | EXCELLENCE | COMMUNITY